

## Year 5 - Thursday 25th June 2020

Good morning Year 5!

Did you know that last Saturday was the longest day of the year? It is the day when the sun rises at its earliest and sets at its latest, although we all know it's not the sun moving don't we! It is when the Northern hemisphere of the Earth is tilted towards the sun so the sun appears in the sky for longer. This day is also called the Summer Solstice and many people gather at Stonehenge to watch the sun rise. Spain usually celebrates midsummer with a traditional party in honour of Saint John the Baptist. In Mongolia they light fires that they dance around and in Sweden they dance around maypoles!



- Mrs Newman

<u>Subject</u>	<u>Task</u>	<u>Approx time</u>
Writing	<p>Continue with your police report. Don't forget to refer to your timeline of events as you go.</p> <p>Today try to add more detail to your report and form it into paragraphs. (TiPToP – Time, person, topic, place)</p> <p>Create a header for your page with details such as date, investigating officer, crime.</p> <p>Here's an example of mine.</p> <p><i>Case Number: <b>QPA 99/83/9183</b></i></p> <p><i>Incident: <b>Robbery</b></i></p> <p><i>Reporting Officer: <b>Detective Inspector Bates</b> Date of Report: <b>19th June 2020</b></i></p> <p><i>On Friday, June 19th 2020, three men were involved in an armed robbery of a Lloyds TSB bank on Southbourne High</i></p>	30-40 minutes

*Street.*

*The men were seen by three witnesses who agree that they were of stocky build. One of the men was over six feet tall and the third was shorter, about 5 foot 7. There is no information of the height of the third man, as he was never seen outside of the car. The men wore hoods which covered their faces and one is reported to have been wearing a mask. We have no information on their features.*

*Only one man, the taller of the two, spoke. It is said he spoke in a “soft Irish accent” and is believed to be from southern Ireland. All three men wore dark clothes and two of them had on jeans. The only distinguishable feature belonged to the slightly shorter man who had a tattoo on the lower part of his right leg. It is not known what this tattoo was but witnesses report it was “A bit bigger than a postage stamp”.*

*It appears the men drove down the High Street in a Ford Fiesta and parked there. Eye-witness reports place the car at the scene at 08:50. The men were seen waiting in the car by a number of passers-by. Once the bank opened, the two men in the back of the car were seen to leave the car and walk along the road towards the bank. They entered the bank calmly and then each robber was seen producing a gun.*

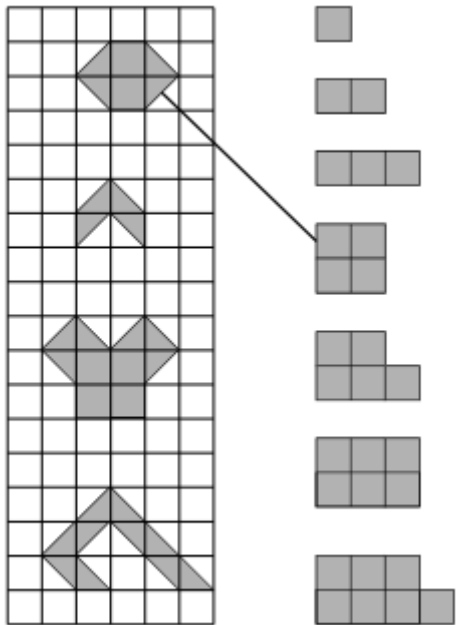
*The shorter man drew a sawn-off weapon from his jacket, while the taller man produced a pistol.*

*Next, the tellers were told to lie on the floor and while one suspect watched over them, the other instructed the manager to open the safe. Upon receiving the money the two suspects exited the building.*

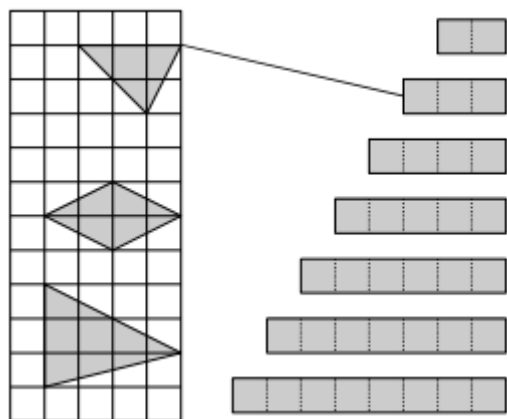
*At this point the Ford Fiesta was seen approaching the bank at speed. The driver stopped outside and waited for his accomplices. Witnesses report that the suspects left the bank calmly and walked slowly to the vehicle.*

*Another witness spoke of seeing the blue Fiesta in question turn down Parkwood Road. Later the car was found abandoned in the Boscombe area. Neither guard received any injury and there were no shots fired.*

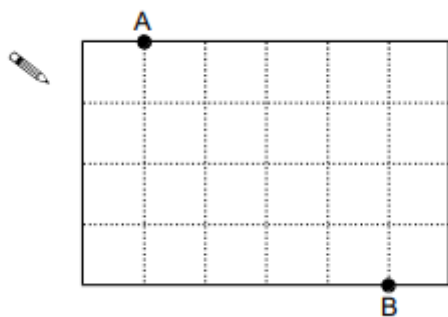
*It’s a bit rough around the edges and could definitely do with some extra information, but I’m sure yours will be better than mine!*

Reading	Go to Bug Club and continue reading your book. Don't forget to answer the questions as you go! If you've run out of books, you can ask your teacher to assign you some more.	Unlimited
Maths	<p>We're going to look at area and perimeter again today. First check if there are any outstanding tasks on Purple Mash and then come back here and have a go at the questions below. As you go through them remember:</p> <p><b>Area</b> = length x width</p> <p><b>Perimeter</b> = all the sides added together</p> <p>1. Match the shapes on the left to one with equal area on the right. (TIP: count the squares)</p> 	30-40 minutes

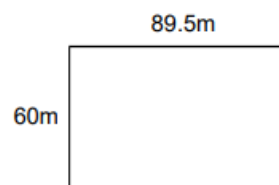
2.



3. Join A and B by moving along the dotted lines. Make sure the shape is cut into equal halves.

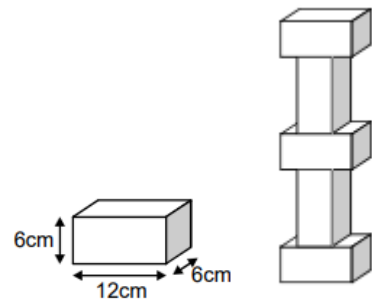


4.



Find the perimeter of the shape below.

5. I build a tower out of bricks. Each brick is 6cm tall, 6cm wide and 12cm long. How tall is the tower?

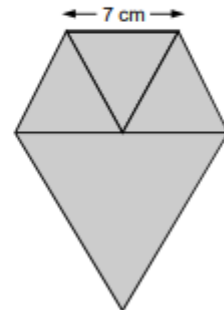


6. (TIP: equilateral triangles have sides that are all the same length)

Lauren has **three small equilateral triangles** and **one large equilateral triangle**.

The small triangles have sides of **7 centimetres**.

Lauren makes this shape.



Not actual size

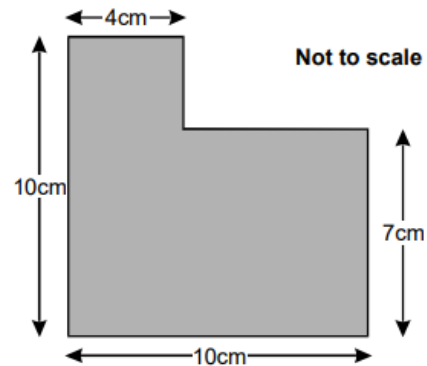
Calculate the **perimeter** of the shape.

Do **not** use a ruler.

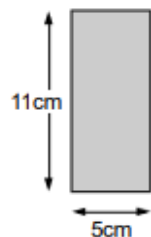
\_\_\_\_\_

### Challenge questions

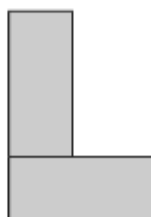
1. Find the area of the shape.



2. Liam has two rectangular tiles like this.



He makes this L shape.



What is the **perimeter** of Liam's L shape?

TOPIC David Attenborough and the BBC film crew are on their way – a new species of animal has just been discovered on your island!

Before he arrives the BBC has requested a short fact-file about this new species, they have also told you that you can name this new creature!

Create a fact-file about the creature. Make sure it fits with your island (i.e. If your island is covered in ice, the newly discovered animal shouldn't be a butterfly.) After you're done, draw a picture of the animal.

**Things to think about:**

What does it look like?

Where does it live? (Habitat)

Does it have any predators?

Does it hunt prey? (what does it eat?)

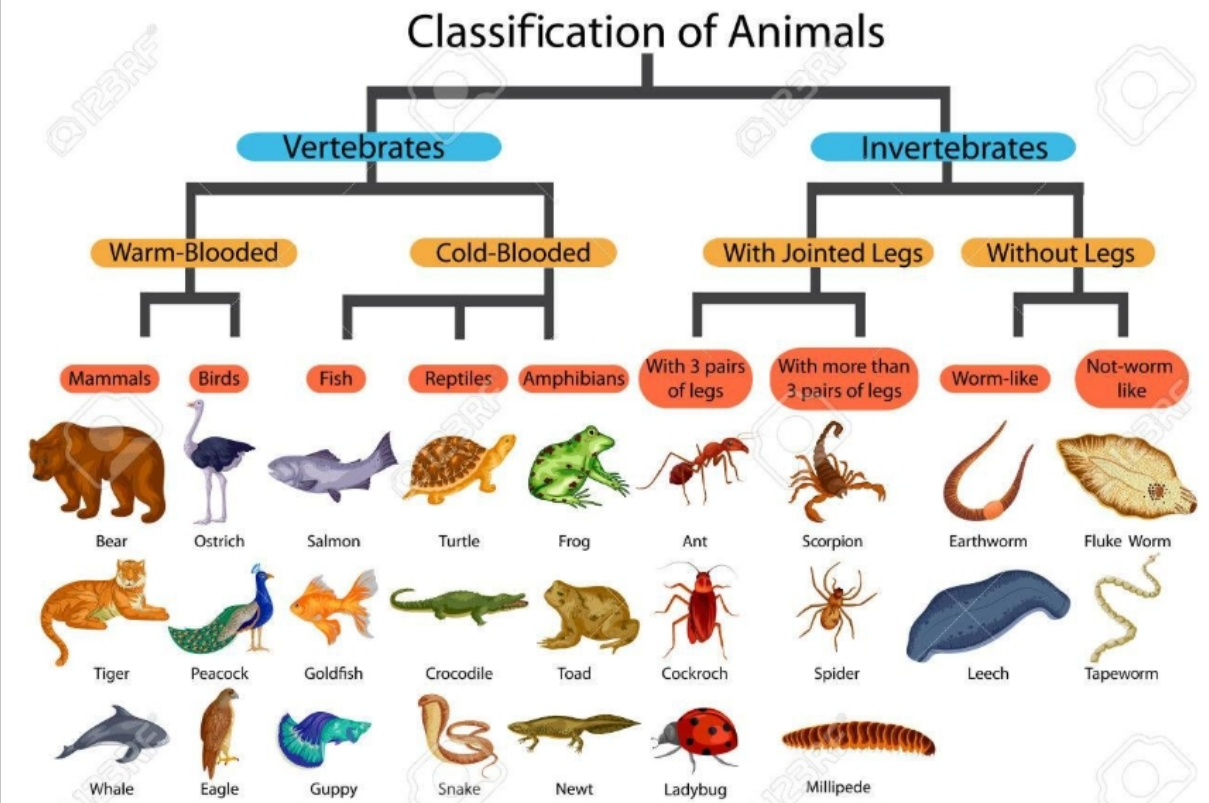
It is wide-spread?

30-40 minutes

What are its characteristics?

Does it resemble any other animal?

How would you classify it? (Vertebrate = with backbone, Invertebrate = without backbone)



When writing, your fact file, try to use scientific terms!

Other

### Heartbeat Exercise

Today we're going to relax. But with a tiny bit of exercise!

To start with, close your eyes, sit calmly, place your hand over your chest and feel your heartbeat. Sit like this for 2 minutes, clear your mind and try to focus just on your heart beat. Think about what it is and what it is actually doing.

Now get up and perform 20 star jumps, once you're done with your jumps, run on the spot for 30 seconds. Finally perform

10-20 minutes



	<p>10 tuck jumps.</p> <p>Once you're finished, sit back down, close your eyes, place your hand on your chest and feel your heartbeat again. Sit like this for as long as you like. Feel your heart beating. What is different now? Why? Think about your breathing too, how is it connected to your heart?</p> <p>Think about your body, how one part interacts with another part.</p> <p>Think of how your brain, your thoughts, your mind, fits in with the rest of your body.</p> <p>Your body is like a well-oiled machine, working in harmony with itself. We must remember to look after our body, after all, it is the vehicle that will carry us through life.</p>	
--	--	--